

MediaTek Upstreaming

From Bring-up to Test Coverage



COLLABORA

Angelo Gioacchino Del Regno

Software engineer

Open First





MediaTek, really?!

A little background

MediaTek, really?!

- OpenWRT people started upstreaming Ralink
 - MediaTek acquired Ralink in 2011
 - Router SoCs: initially MIPS, then ARM/ARM64
- A wild laptop appears: Chromebooks!
 - First MediaTek Chromebook: Acer Chromebook R13 (MT8173), year 2016
 - Almost fully upstreamed in year 2020
 - A Current MediaTek Chromebook: Acer Chromebook Spin 513, year 2022
 - Upstreamed. Currently misses external display support, nothing else!

MediaTek, Yes!

- MediaTek devices are everywhere!
 - You probably have a MediaTek smartphone somewhere
 - Chinese el-cheapo's: different name, same board
- MediaTek and upstream
 - Relatively small community around it
 - Vast majority on Qualcomm
 - More smartphones, please
 - Mythbusting: MediaTek SoCs are not slow!



COLLABORA

Bring-up: Hardware Tools

Chromebooks and Smartphones

➤ **Basic tools:
power supply**

Powering laptops/Chromebooks:



Embedded Controller (EC) takes care of everything

➤ **Basic tools:
serial comms**

Chromebooks make it easy (sometimes):



SuzyQable: Type-C → Type-A – triple UART, triple easy



Difficulties buying SuzyQable? No problem!

Type C Male	Other host (Type A Male)
A8 (SBU 1)	D+
B8 (SBU 2)	D-
A4, A9, B4, B9 (VBUS)	VBUS, 5V
A5 (CC1)	22 k Ω resistor to VBUS
B5 (CC2)	56 k Ω resistor to VBUS
A1, A12, B1, B12 (GND)	GND

Even debugging tools can be open source. Thanks, Google!

Ref.: Chromium - hdctools "Making your own SuzyQ".




COLLABORA

Open First

➤ Basic tools:
Patience.

Smartphones don't forgive:



Sony Xperia M5, MediaTek Helio X10 (MT6795) – UART Debug Port



COLLABORA

Open First



COLLABORA

Bring-up: Software Tools

Chromebooks and Smartphones

Chromebook Bring-up Software Tools

- Reference Downstream Kernel Source Code
 - Usually not too old
 - Includes GIT history, you can see what's going on!
 - Publicly browsable at *chromium.googlesource.com*
- Recovery Images
 - Chromebook Recovery Utility: Windows and Mac only. (Yes, no Linux support...)
 - Chromium Dash: Manual download, *dd* on your own
 - Installation through USB Mass Storage (pendrives, HDDs, etc.)

Smartphone Bring-up Software Tools

- Reference Downstream Kernel Source Code
 - Usually very old (if you can find it, even)
 - Rarely includes GIT history, many times just a tarball drop
 - Rarely online browsable at <device manufacturer GIT>
- Recovery Images
 - Rarely, manufacturers make recovery tools available; if not...
 - Be prepared to browse potentially dangerous places to find a recovery image...
 - Installation through fastboot flashing
 - Disaster recovery: proprietary and confidential flash tool, not public



COLLABORA

Development Tools

Time to put our hands on it

Development tools: Global

- Obvious Basics
 - Your hands
 - Your favorite text editor
 - (cross-)Toolchain
 - Patience, people!
- Scripts and commodities
 - Never underestimate scripting
 - Scripts from the Linux kernel
 - External sources



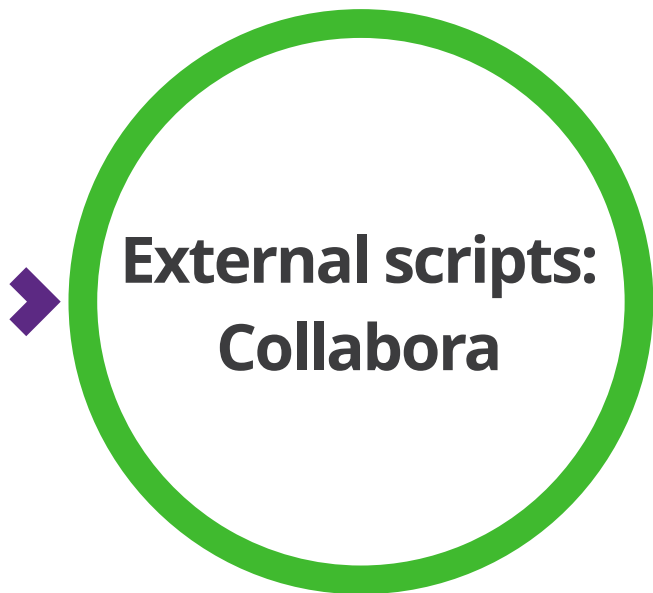
Obviously expects at least a boot.img

- There might be some commodity script around
- No MediaTek-specific mkbooting to compose
- Know your bootloader's parameters
- Fastboot flashing (hopefully)

```
cat Image.gz mt6795-sony-xperia-m5.dtb > Image.gz-dtb;  
mkbooting --kernel Image.gz-dtb --ramdisk mt6795_android_ramdisk.gz --cmd  
line "bootopt=64S3,32N2,64N2 console=serial0 earlycon=mtk8250,0x11002000"  
--base 0x40080000 --pagesize 2048 --kernel_offset 0 --ramdisk_offset 0x3  
f80000 --tags_offset 0 -o xperia-m5-boot.img
```

P.S.: Newer devices need even more parameters...!





Chromebooks: rootfs and kernel

Public and open source

- Everything in one folder, no system-wide install
- Automatic toolchain download and setup
- Manage kernel configuration fragments
- Verify code/bindings, build and flash!

Commands useful for development workflow:

```
deploy_kernel
```

Compile the Linux kernel, its modules, the vboot image and deploy all on the storage device.

For example, to do everything on a SD card (format, repartition, flash the rootfs, build and flash kernel) for the Acer Chromebook Spin 513 (ARM64):

```
./chromebook-setup.sh do_everything --architecture=arm64 --storage=/dev/sdX
```

or to do the same to use NFS for the root filesystem:

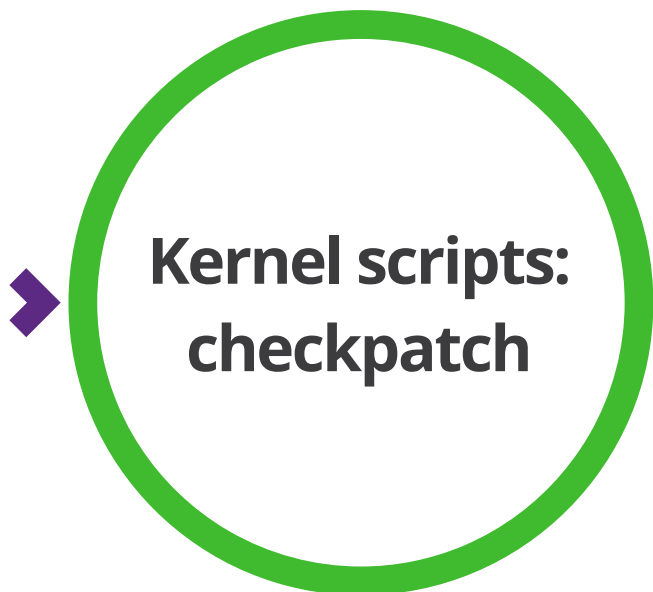
```
./chromebook-setup.sh do_everything --architecture=arm64 --storage=/srv/nfs/nfsroot
```

Available at: <https://gitlab.collabora.com/google/chromebooks>



COLLABORA

Open First



Automate it!

```
echo '#!/bin/bash  
exec git diff --cached HEAD | '\n'scripts/checkpatch.pl --no-signoff --no-tree --strict -q -  
exit 0 ' > .git/hooks/pre-commit
```

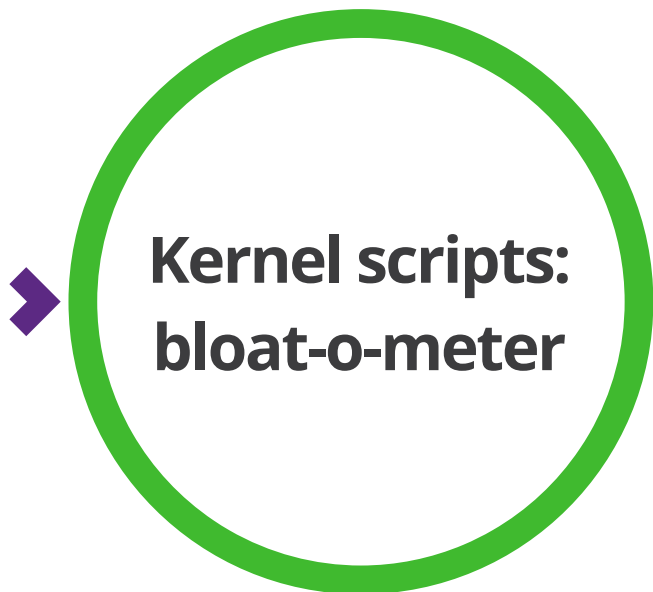
```
kholk@IcarusMOD ~/WORK/COLLABORA/mtk/linux-mtk $ git commit COPYING  
WARNING: Possible repeated word: 'Kernel'  
#7: FILE: COPYING:1:  
+The Linux Kernel Kernel is provided under:  
  
total: 0 errors, 1 warnings, 0 checks, 5 lines checked
```

P.S.: Make sure your hooks are executable!



COLLABORA

Open First



Trying to optimize code size?

- Build the kernel
- Save the old *vmlinux* or *.a or *.o
- Make your changes
- Build again
- bloat-o-meter!

```
kholk@IcarusMOD ~/WORK/COLLABORA/mtk/linux-mtk $ scripts/bloat-o-meter ../linux-mt
k-holly/drivers/clock/mediatek/clock-mux.o drivers/clock/mediatek/clock-mux.o
add/remove: 10/7 grow/shrink: 2/5 up/down: 458/-495 (-37)
Function                                old      new      delta
```

...<snip>...

mtk_clk_mux_disable_setclr	116	56	-60
mtk_clk_mux_is_enabled	208	128	-80
mtk_clk_mux_set_parent_setclr_lock	428	288	-140
Total: Before=2359, After=2322, chg -1.57%			

P.S.: Remember! Smaller is not always better!





Static analysis helps a lot!

- Pointer initialization
- Variables usage
- Off-by-one errors, even!
- More life-savers

```
CHECK drivers/gpu/drm/mediatek/mtk_disp_color.c
CHECK drivers/gpu/drm/mediatek/mtk_disp_gamma.c
drivers/gpu/drm/mediatek/mtk_disp_gamma.c:192 mtk_gamma_set_common() error: we p
reviously assumed 'gamma->data' could be null (see line 120)
CHECK drivers/gpu/drm/mediatek/mtk_disp_merge.c
CHECK drivers/gpu/drm/mediatek/mtk_disp_ovl.c
120     if (gamma && gamma->data) {
121         lut_diff = gamma->data->lut_diff;
192     if (gamma && !gamma->data->has_dither) {
193         /* Descending or Rising LUT */
```

P.S.: Remember: always interpret and evaluate!





COLLABORA

Let's bring it up!

The real deal.

Let's bring it up: MediaTek SoC

- Basics...

- Serial (UART)
- Pinctrl
- Clocks
- Devicetree

[chromium](#) / [chromiumos](#) / [third_party](#) / [kernel](#) / [refs/heads/chromeos-5.10](#) / [arch](#) / [arm64](#) / [boot](#) / [dts](#) / **mediatek**

```
42f8fc5 FROMGIT: arm64: dts: mediatek: mt8195: Add mediatek,broken-save-restore-fw to cherry by Douglas Anderson · 2 weeks ago
b3d9986 FROMGIT: arm64: dts: mediatek: mt8183: Add mediatek,broken-save-restore-fw to kukui by Douglas Anderson · 2 weeks ago
cc16f7e CHROMIUM: Merge 'v5.10.173' into chromeos-5.10 by chromeos-kernel-auto-merge · 3 months ago
d7cf386 arm64: dts: mediatek: mt7622: Add missing.pwm-cells to pwm node by AngeloGioacchino Del Regno · 3 months ago
717aa39 arm64: dts: mediatek: mt8183: Fix systimer 13 MHz clock description by Chen-Yu Tsai · 3 months ago
5a3143b UPSTREAM: arm64: dts: mt8192: Fix CPU map for single-cluster SoC by Linux Patches Robot · 4 months ago
d7b105a CHROMIUM: Merge 'v5.10.163' into chromeos-5.10 by William K Lin · 5 months ago
```

- ...and more

- PMIC / Regulators
- eMMC/SD
- Display

```
kholk@IcarusMOD ~/WORK/COLLABORA/mtk/linux-sony-hollyss-kernel-3.10/drivers/misc/mediatek $ ls
accdet      conn_md      gpio          linearacceleration  pedometer      sync
accelerometer  cqdma        gps            m4u                pick_up_sensor  sysenv
activity_sensor  dbg_dump     gpu            mach                pmic_wrap       systracker
aee          devapc       gravity        magnetometer       pmt             thermal
almk          devinfo      gud            Makefile            power           tilt_detecto
alsps         dramc        gyroscope      Makefile.custom     power_gs        trustzone
anc           dual_ccci    hdmi           Makefile.mt6795     power-loss-test uart
atf_log        dum-char     heart_rate_sensor  masp                pwm             usb11
auxadc         eccci        hibcore         md32                ram_console     usb20
barometer      eemcs        hwmon           mem                 rotationvector  usb2jtag
boot           eint         i2c             mjc                 rrc             vcovefs
boot_reason    emd_ctl      imgsens        mlog                rtc             vdec
bringatsea     emi_hwl      in_packet_sens  mmc_host            sched           vibrator
```



Knowing what's happening

Essential stuff

- Bootloaders usually leave UART pins configured
- Linux can use early console without HW setup
- No need for a full serial driver
- Slow, but effective raw prints

```
AP_UART0@0x11002000 {  
    cell-index = <0>;  
    compatible = "mediatek,AP_UART0";  
    reg = <0x11002000 0x1000>;  
  
    chosen {  
        bootargs = "earlycon=mtk8250,0x11002000";  
    };  
};
```

← Downstream node

P.S.: Only for early bring-up!



COLLABORA

Open First



Copy-paste or real work?

Hope to find a “modern” driver

- MediaTek kernel <=3.10: pain and suffering
- Modern era: Linux >=3.18: 60 minutes of work
- Essential for SoC integrated devices as well

```
if (pin == GPIO164) {           //ms0 DS
return (((GPIO_RD32(&reg->msdc0_ctrl4.val) & (1L << 2)) != 0)? 0: 1);
} else if (pin == GPIO165) {   //ms0 RST
return (((GPIO_RD32(&reg->msdc0_ctrl3.val) & (1L << 2)) != 0)? 0: 1);
} else if (pin == GPIO162) {   //ms0 cmd
return (((GPIO_RD32(&reg->msdc0_ctrl1.val) & (1L << 2)) != 0)? 0: 1);
} else if (pin == GPIO163) {   //ms0 clk
```

```
static const struct mtk_pinctrl_devdata mt6397_pinctrl_data = {
    .pins = mtk_pins_mt6397,
    .npins = ARRAY_SIZE(mtk_pins_mt6397),
    .dir_offset = (MT6397_PIN_REG_BASE + 0x000),
    .ies_offset = MTK_PINCTRL_NOT_SUPPORT,
    .smt_offset = MTK_PINCTRL_NOT_SUPPORT,
```





Copy-paste or real work?

Hope to find a “modern” driver

- MediaTek kernel <=3.10: pain and suffering
- Modern era: Linux >=3.18: 60 minutes of work
- Essential for SoC integrated devices as well

```
static struct subsys syss[NR_SYSS] = {
{
    .name = __stringify(SYS_MD1),
    .type = SYS_TYPE_MODEM,
    .default_sta = PWR_DOWN,
    .sta_mask = 1U << 0,
    .ctl_addr = SPM_MD_PWR_CON,
    .ops = &md1_sys_ops,
}, {
static int md1_sys_enable_op(struct subsys *sys)
{
    int err;
    err = spm_mtcmos_ctrl_mdsys1(STA_POWER_ON);
    // print_mtcmos_trace_info_for_met(); // XXX:
    return err;
}

static const struct mtk_gate mm_clks[] __initconst = {
    /* MM0 */
    GATE_MM0(CLK_MM_SMI_COMMON, "mm_smi_common", "mm_sel", 0),
    GATE_MM0(CLK_MM_SMI_LARB0, "mm_smi_larb0", "mm_sel", 1),
    GATE_MM0(CLK_MM_CAM_MDP, "mm_cam_mdp", "mm_sel", 2),
    GATE_MM0(CLK_MM_MDP_RDMA0, "mm_mdp_rdma0", "mm_sel", 3),
```





Copy-paste or real work?

Hope to find a “modern” driver

- MediaTek kernel <=3.10: pain and suffering
- Modern era: Linux >=3.18: 60 minutes of work
- Essential for SoC integrated devices as well

```
M4U@0x10205000 {
cell-index = <0>;
    compatible = "mediatek,M4U";
    reg = <0x10205000 0x1000>;
    interrupts = <0 147 0x8>;
};

EFUSE@0x10206000 {
    compatible = "mediatek,EFUSE";
    reg = <0x10206000 0x1000>;
};

iommu: iommu@10205000 {
    compatible = "mediatek,mt6795-m4u";
    reg = <0 0x10205000 0 0x1000>;
    clocks = <&infracfg CLK_INFRA_M4U>;
    clock-names = "bclk";
    interrupts = <GIC_SPI 146 IRQ_TYPE_LEVEL_LOW>;
    mediatek,larbs = <&larb0 &larb1 &larb2 &larb3>;
    power-domains = <&spm MT6795_POWER_DOMAIN_MM>;
    #iommu-cells = <1>;
    disp_mutex_reg = <0x14020000 0x1000>;
    g3d_config_base = <0x13000000 0 0xFFFF0000>;
    mmsys_config_base = <0x14000000 1 0xFFFF0000>;
    disp_dither_base = <0x14010000 2 0xFFFF0000>;
    mm_na_base = <0x14020000 3 0xFFFF0000>;
    imgsyst_base = <0x15000000 4 0xFFFF0000>;
    vdec_gcon_base = <0x16000000 5 0xFFFF0000>;
    venc_gcon_base = <0x17000000 6 0xFFFF0000>;
    conn_peri_base = <0x18000000 7 0xFFFF0000>;
    topckgen_base = <0x10000000 8 0xFFFF0000>;
    kp_base = <0x10010000 9 0xFFFF0000>;
};
```



COLLABORA

Open First



Copy-paste or real work?

Hope to find a “modern” driver

- MediaTek kernel ≤ 3.10 : pain and suffering
 - Definitions scattered all around
- Modern era: Linux ≥ 3.18 : not too bad
 - A bit cleaner, more centralized
- Regulators required to get out of early porting
 - Think about eMMC voltage signaling!
- No optimizations yet! Get it working first.
 - Better working than fast....failures!
- It's never just a copy-paste job anyway.



COLLABORA

Open First



COLLABORA

Test coverage

More important than you think

Test coverage: how it helped me

- Kernel Test Robot (Intel 0-day)

- Monitoring all (or most of) for-next branches
- Promptly reporting build issues to you
- Compiling your ARM64 code for other archs
- Less work for you

- KernelCI

- Monitoring Linux stable, linux-next and more
- Collabora's MediaTek Integration Kernel
- Testing on the real hardware!

Test coverage: Intel 0-day

Don't be scared: it's here to help you

...you shouldn't feel annoyed!

- Catches issues before patches reaching -stable
- Goes straight to your mail inbox
- No action required to trigger tests

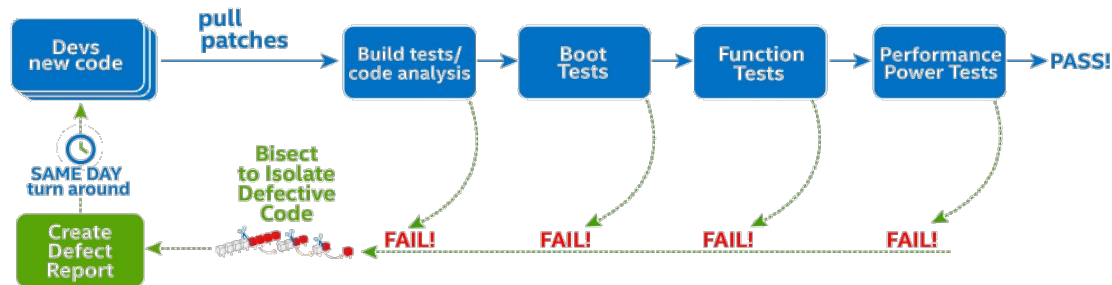


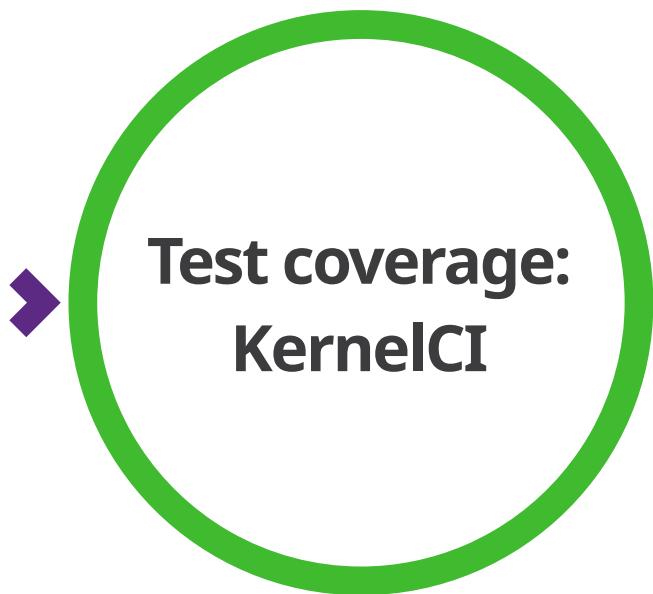
Image credits: © Intel Corporation, 01.org

More info at: <https://01.org/lkp/documentation/0-day-brief-introduction>



COLLABORA

Open First



Catching issues dynamically

Testing on the real hardware

- Static analysis can't catch all issues
- Tests on multiple devices / SoCs
- Also auto-bisects

Details for «collabora-chromeos-kernel» (for-kernelci) 

Showing at most the last **20** results from the available data.

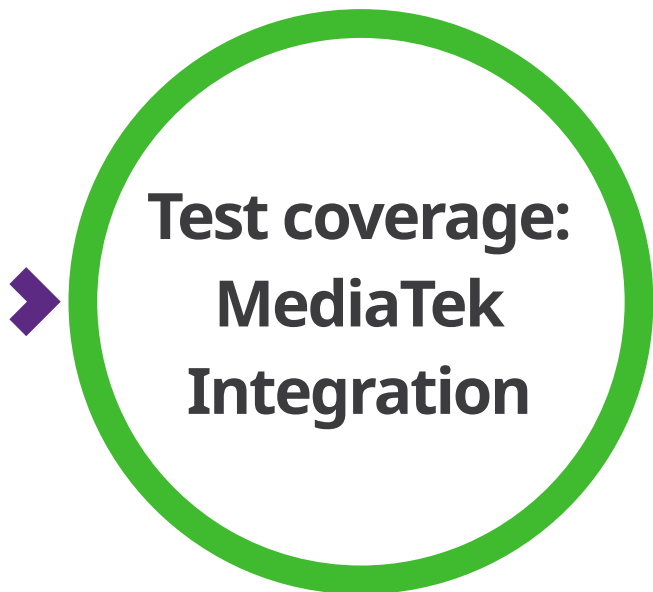
Total unique builds	24
Total defconfigs	24
Total test results	110,382

Check it out at: <https://linux.kernelci.org> and <https://chromeos.kernelci.org>



COLLABORA


Open First



Collabora's MediaTek Integration Kernel

Where everything goes together

- Mostly feature complete, always based on -next
- Testing all the pieces together on real hardware
- Our development kernel, KernelCI enabled
- Open to everyone!

 Google > ChromeOS Kernel



ChromeOS Kernel 

Project ID: 2348 

 **916,218** Commits  **13** Branches  **647** Tags  **3.1 GB** Project Storage

Tracks patches on the way to upstream that benefits Chromebook devices

Check it out at: <https://gitlab.collabora.com/google/chromeos-kernel>



COLLABORA

Open First



Thank you!



COLLABORA

Open First



We are hiring
col.la/careers



COLLABORA

Open First