

Automated Testing Laboratory for Embedded Linux Distributions

Paweł Wieczorek

April 6, 2016


Samsung R&D Institute Poland

Agenda


1. Introduction
2. Motivation
3. Automation opportunities with our solutions
4. Future plans
5. Conclusion

Introduction


Automated Testing Laboratory




Actual Automated Testing Laboratory




Automated Testing Laboratory – MinnowBoard MAX




Automated Testing Laboratory – Odroid U3+




Automated Testing Laboratory – HiKey




Automated Testing Laboratory – Supporting hardware



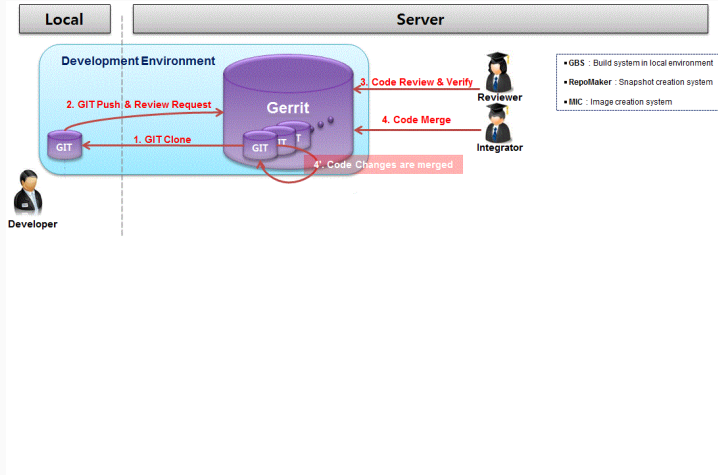
Automated Testing Laboratory – SD MUX



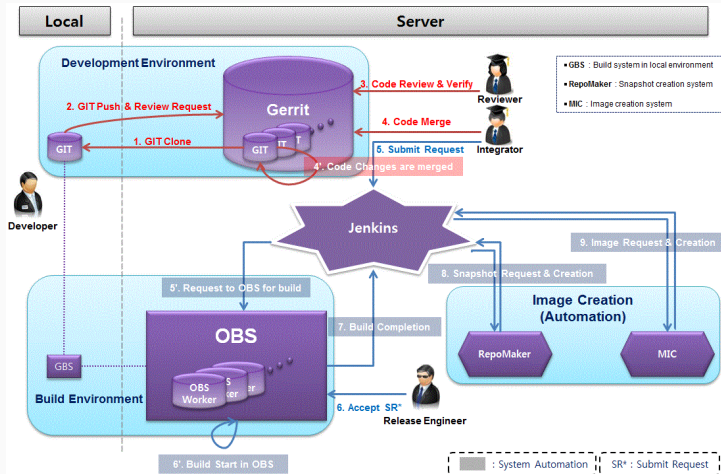


Motivation

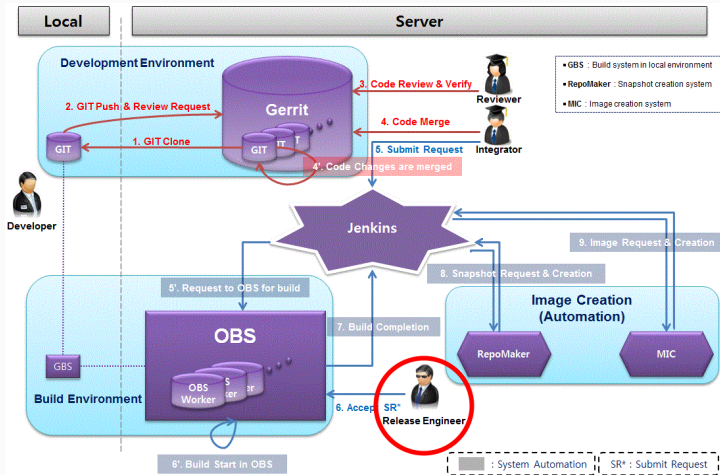
Change life cycle




Change acceptance



Release engineering





Open Build Service



Jenkins

Release Engineer role

1. Release engineer investigates build failures (if any)
2. Release engineer checks whether new images introduce any regressions
3. Release engineer approves inclusion of verified changes to the main repository

- Complete image testing on multiple devices takes **much** time:

$$t_{total} = t_{download} + n_{targets} \times (t_{flash} + t_{test})$$

- Monotonous – involves repeating **the same** set of actions
- Requires focus – processing **similar** results calls for an observant person

Release Engineer dilemma

1. Can we test images **less** frequently?
2. Can we run **fewer** tests on new images?
3. Can we **assume** that successfully built packages work properly?

1. Resolve an issue as soon as it is **discovered**
2. Look for a **solution**, not just workaround
3. Don't release software that was never run on an **actual device**

- Complete image testing on multiple devices takes much time:

$$t_{total} = t_{download} + n_{targets} \times (t_{flash} + t_{test})$$

- Monotonous – involves repeating the same set of actions
- Requires focus – processing similar results calls for an observant person

Automation opportunities
with our solutions

Automation tasks categories

- Software
- Infrastructure
 - Internal
 - External
- Hardware

Automation tasks examples

- Software
 - Infrastructure
 - Internal
 - External
 - Hardware
- Polling OBS for new images



Automation tasks examples

- Software
 - Infrastructure
 - Internal
 - External
 - Hardware
- Polling OBS for new images
 - Getting new images from OBS



Automation tasks examples

- Software
 - Infrastructure
 - Internal
 - External
 - Hardware
- Polling OBS for new images
 - Getting new images from OBS
 - Controlling hosts and targets








Automation tasks examples

- Software
 - Infrastructure
 - Internal
 - External
 - Hardware
- Polling OBS for new images
 - Getting new images from OBS
 - Controlling hosts and targets
 - Publishing test results



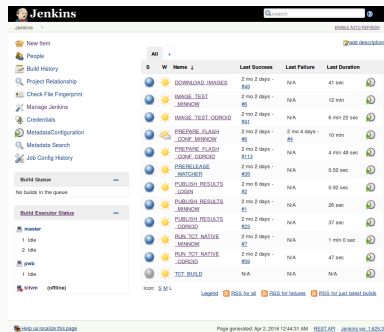
Automation tasks examples

- Software
 - Infrastructure
 - Internal
 - External
 - Hardware
- Polling OBS for new images 
 - Getting new images from OBS 
 - Controlling hosts and targets 
 - Publishing test results 
 - Flashing target devices with new images 

Software – polling OBS and getting new images

- OBS lacks event mechanism
- Human-readable naming conventions require parsing
- New image discovery is run on multiple levels

- Scheduling tasks
- Queueing tasks



The screenshot shows the Jenkins web interface. On the left is a sidebar with navigation links: New Item, People, Build History, Project Relationship, Check File Fingerprint, Manage Jenkins, Credentials, Metadata Configuration, Metadata Search, and Job Config History. Below these are sections for 'Build Queue' (No builds in the queue) and 'Build Executor Status' (listing master, lds, and pub executors). The main area displays a table of build jobs with columns for status, name, last success, last failure, and last duration. The jobs listed include DOWNLOAD_IMAGES, IMAGE_TEST_MINIOW, IMAGE_TEST_ODROID, PREPARE_FLASH_DONE_MINIOW, PREPARE_FLASH_DONE_ODROID, PRERELEASE_WATCHER, PUBLISH_RESULTS_LODOW, PUBLISH_RESULTS_MINIOW, PUBLISH_RESULTS_ODROID, RUN_TCT_NATIVE_MINIOW, RUN_TCT_NATIVE_ODROID, and TCT_BUILD. Each job has a corresponding icon (sun or moon) and a status indicator (green or red). At the bottom, there is a legend for build status icons and a footer with a link to help us locate this page and a page generation timestamp.

S	W	Name	Last Success	Last Failure	Last Duration
S		DOWNLOAD_IMAGES_#60	2 mo 2 days -	N/A	41 sec
S		IMAGE_TEST_MINIOW_#5	2 mo 2 days -	N/A	12 min
S		IMAGE_TEST_ODROID_#41	2 mo 2 days -	N/A	6 min 22 sec
S		PREPARE_FLASH_DONE_MINIOW_#5	2 mo 2 days -	2 mo 4 days -	10 min
S		PREPARE_FLASH_DONE_ODROID_#113	2 mo 2 days -	N/A	4 min 48 sec
S		PRERELEASE_WATCHER_#20	2 mo 2 days -	N/A	0.52 sec
S		PUBLISH_RESULTS_LODOW_#2	2 mo 6 days -	N/A	0.92 sec
S		PUBLISH_RESULTS_MINIOW_#1	3 mo 2 days -	N/A	26 sec
S		PUBLISH_RESULTS_ODROID_#23	2 mo 2 days -	N/A	37 sec
S		RUN_TCT_NATIVE_MINIOW_#7	2 mo 2 days -	N/A	1 min 0 sec
S		RUN_TCT_NATIVE_ODROID_#59	2 mo 2 days -	N/A	47 sec
S		TCT_BUILD	N/A	N/A	N/A

Jenkins

Internal infrastructure – reliable communication with devices



OpenSSH

- Depends on other services
- Requires network connection



Serial console

- Lower rate of data transfer
- Less flexible than alternatives

Neither could be chosen

SDB

(Smart Debug Bridge)

- Testlab-handbook on its own is **not enough**
- All changes in configuration are tracked in Testlab-host
- Improved deployments
- No more **snowflakes!**

External infrastructure – results publishing

- Easily available
- With possibility for future reuse
- Preferably using existing services

-
- Sharing test environment information
 - Publishing test results
 - Providing data for future reuse

2016-01-30 03:48:25 - tizen-common_20160108.1 [\[edit\]](#)

Summary [\[edit\]](#)

Test environments & result summary

Arch	Device	Pass rate	Succeeded	Failed	Blocked	N/A
armv7l	Odroid U3	100.0%	66	0	0	0

Results for specific device [\[edit\]](#)

Odroid U3 (armv7l)

Category	Pass rate	Succeeded	Failed	Blocked	N/A
CTC	100.0%	2	0	0	0
UTC	100.0%	53	0	0	0
ITC	100.0%	11	0	0	0


[Details \(2016-01-30 03:48:25\)](#)

MediaWiki edited
by Pywikibot


Hardware – flashing target devices with new images

- Current interface focused on user interaction
- Designed for single target device per host
- Architecture-specific procedure

Hardware – SD MUX




Hardware – SD MUX

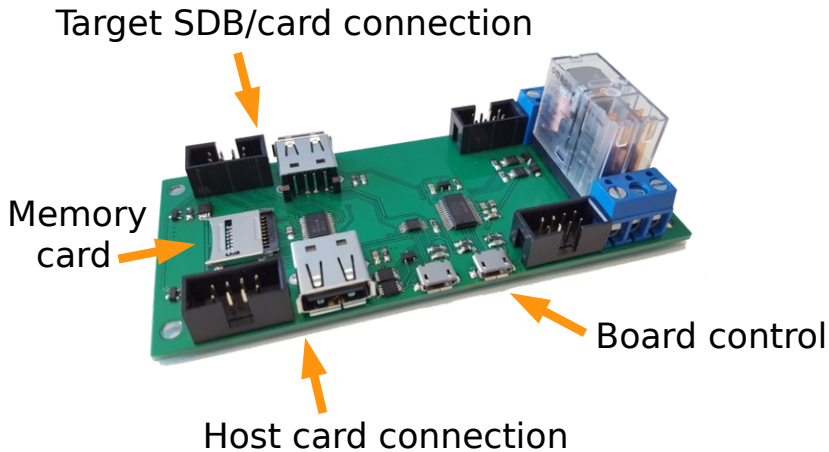



Target SDB/card connection

Memory
card

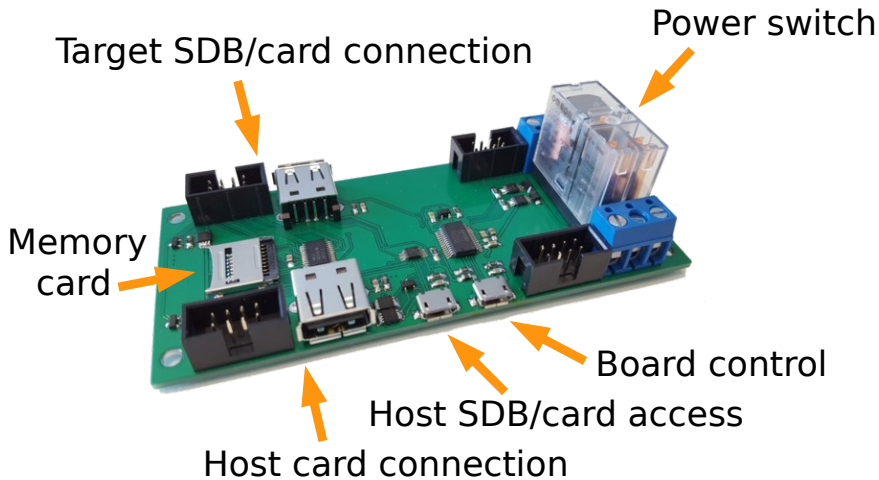
Board control








Hardware – SD MUX



```
$ sdmuxctrl --help
Usage: sdmuxctrl command
  -l, --list
  -i, --info
  -o, --show-serial
  -r, --set-serial=STRING
  -t, --init
  -u, --status
(...)
```

Former work flow



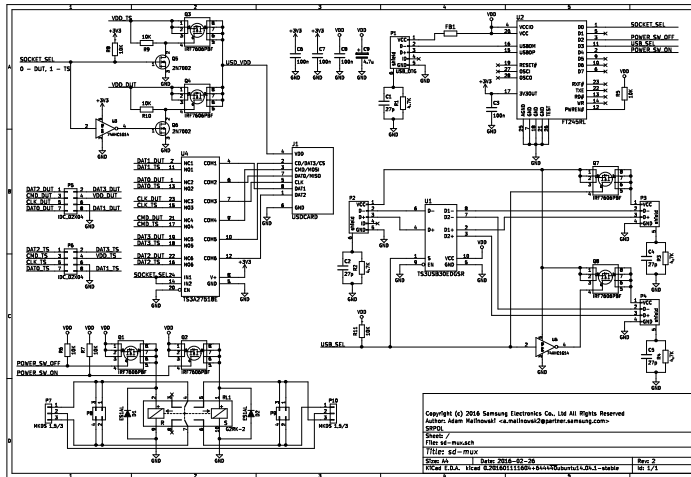
Requires release engineer's interaction

SD MUX work flow

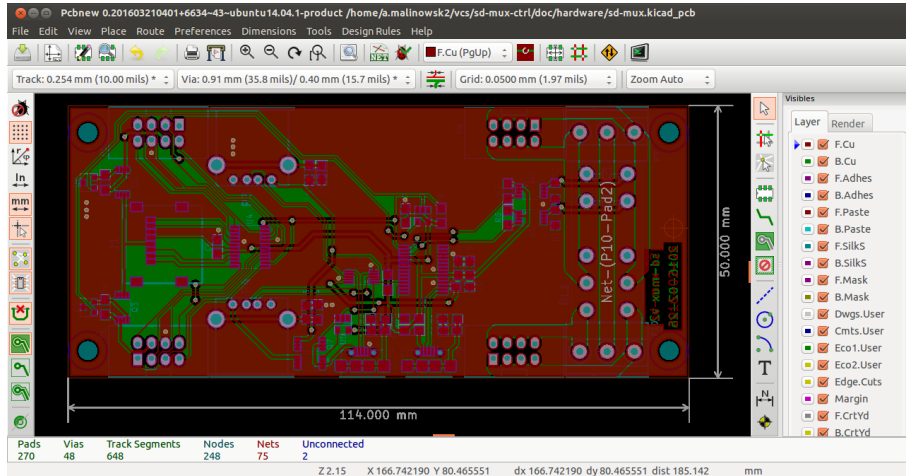


Fully automated process

SD MUX – schematics



SD MUX – open-source



<https://git.tizen.org/cgit/tools/testlab/sd-mux.git>

Future plans

What is next?

- Pre-test cases development
- More detailed monitoring of differences between tested images
- Improved fail management
- Improved resource management
- System distribution

Conclusion

1. No need for reinventing the wheel in modern automation
2. Enforced limitations can be overcome with software
3. Custom hardware can simplify tasks
4. Automation pays off in the long term

Questions?

Thank you!

Paweł Wieczorek

p.wieczorek2@samsung.com

Samsung R&D Institute Poland

Further read

- <https://wiki.tizen.org/wiki/Laboratory>
- https://wiki.tizen.org/wiki/SD_MUX
- <https://git.tizen.org/cgit/tools/testlab>

Pictures used

- <https://wiki.tizen.org/w/images/9/95/Testlab.JPG>
- <http://openbuildservice.org/images/obs-logo.png>
- <https://wiki.jenkins-ci.org/download/attachments/2916393/logo.png>
- https://wiki.tizen.org/w/images/5/57/Tizen_Build_Process.gif
- <https://by-example.org/wp-content/uploads/2015/08/openssh-logo.png>
- <https://pixabay.com/en/terminal-console-shell-cmd-dos-153150/>
- <https://pixabay.com/en/gears-options-settings-silhouette-467261/>
- <https://commons.wikimedia.org/wiki/File:Notification-icon-MediaWiki-logo.svg>