



Embedded Linux Conference: OIC Security Model and Vision

Ned Smith
Intel

Day-in-the-Life Scenario



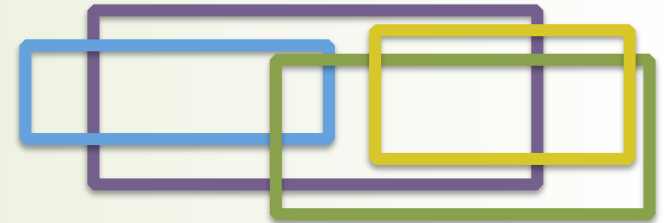
<http://www.thankyouverymuchinc.com>
<http://smarthomeautomationva.com>
<http://i2.cdn.turner.com>
<http://ecn.com>
<http://cnet3.cbsstatic.com>

Open Source Technology Center



Security Objectives

- Crossing domain boundaries



- Ad-hoc introductions

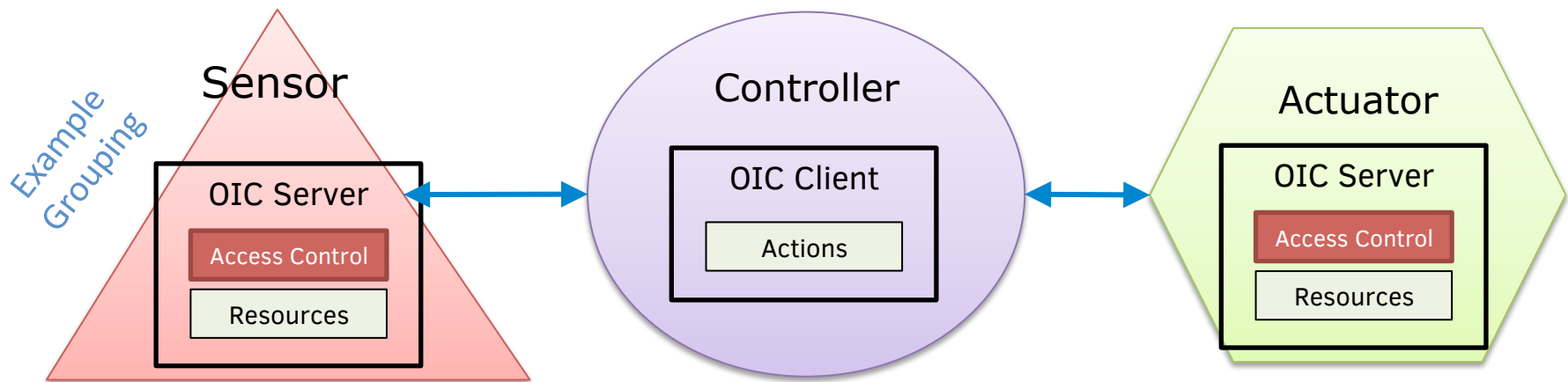
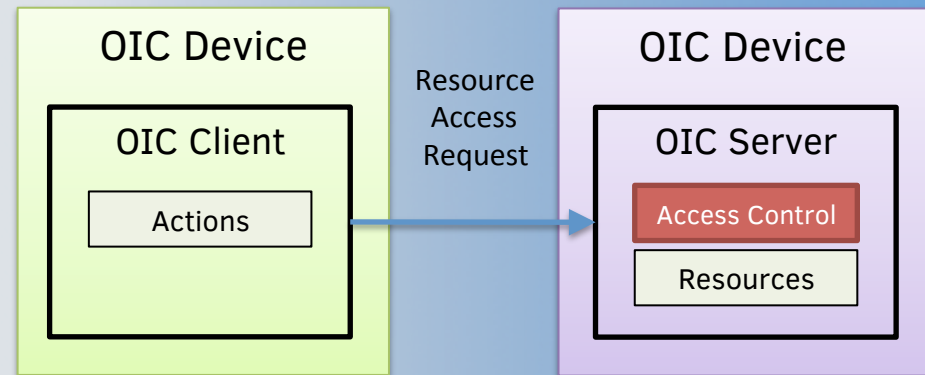
- Ensuring access



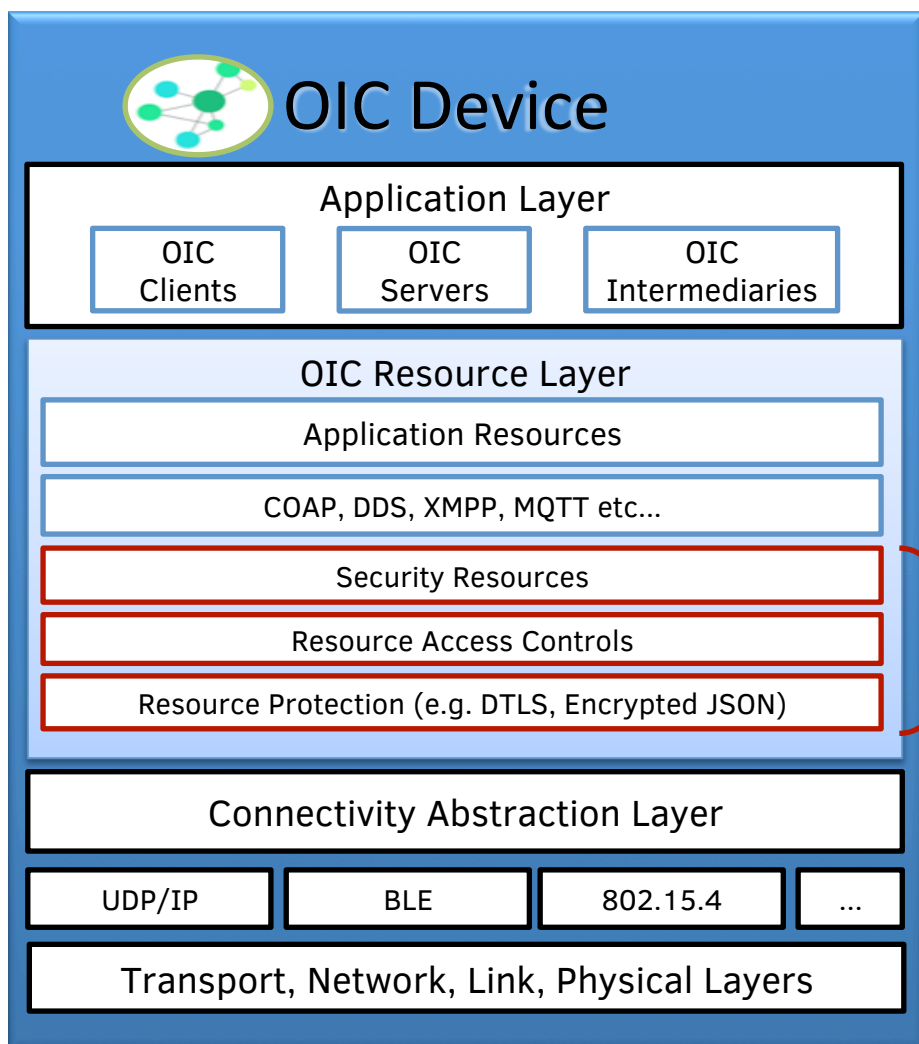
- Establishing ownership

OIC Terminology

- A Device is an OIC stack instance
- Devices implement roles: Client, Server, Intermediary
- Devices have Resources and perform Actions
- Resources have Properties



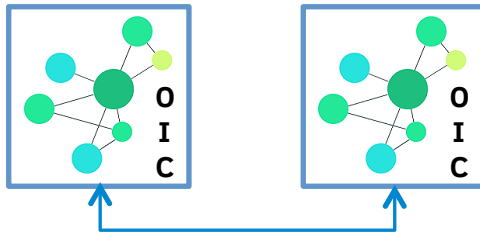
To Cross a Boundary We Must Define the Endpoint



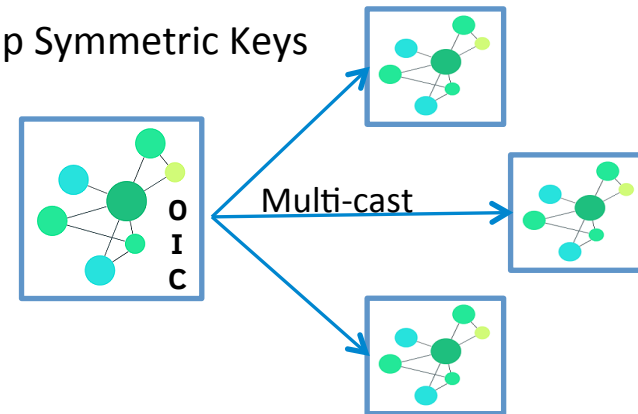
- An OIC *device* is the endpoint
- ...more specifically it is the OIC resource layer
- OIC resources define how device capabilities are exposed to other OIC devices
- Resources are accessed securely through a secure channel such as DTLS
 - End-to-end message encryption, integrity and replay protection
- OIC does not define endpoint hardening techniques
 - Resource layer hardening is implied

Key Management Objectives

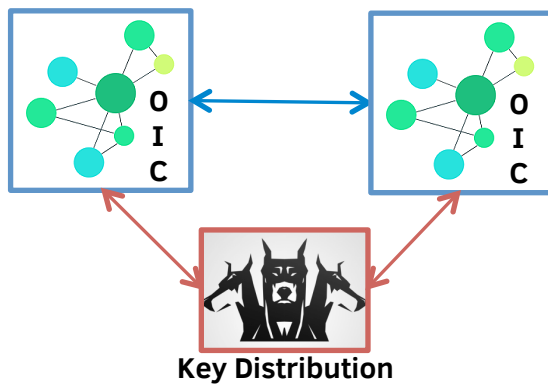
Pair-wise Keys



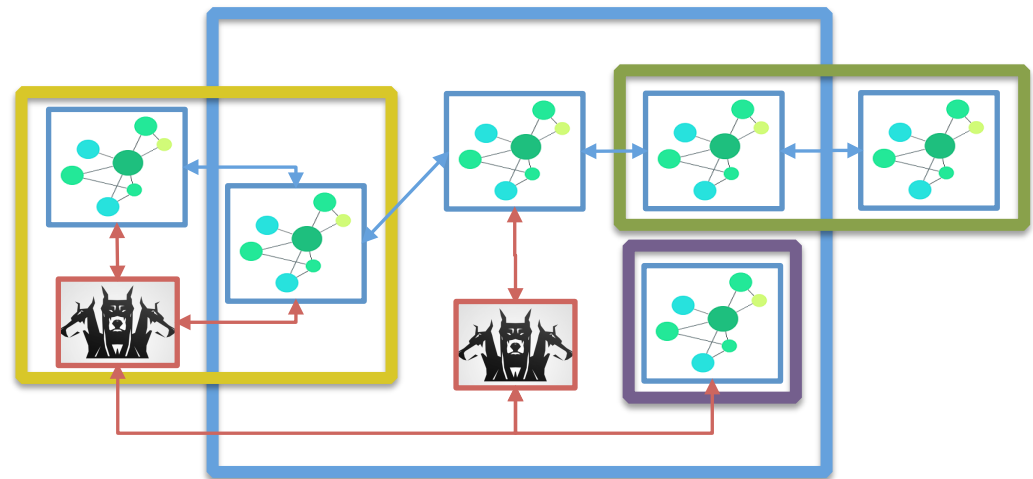
Group Symmetric Keys



Dynamic Provisioning of Keys



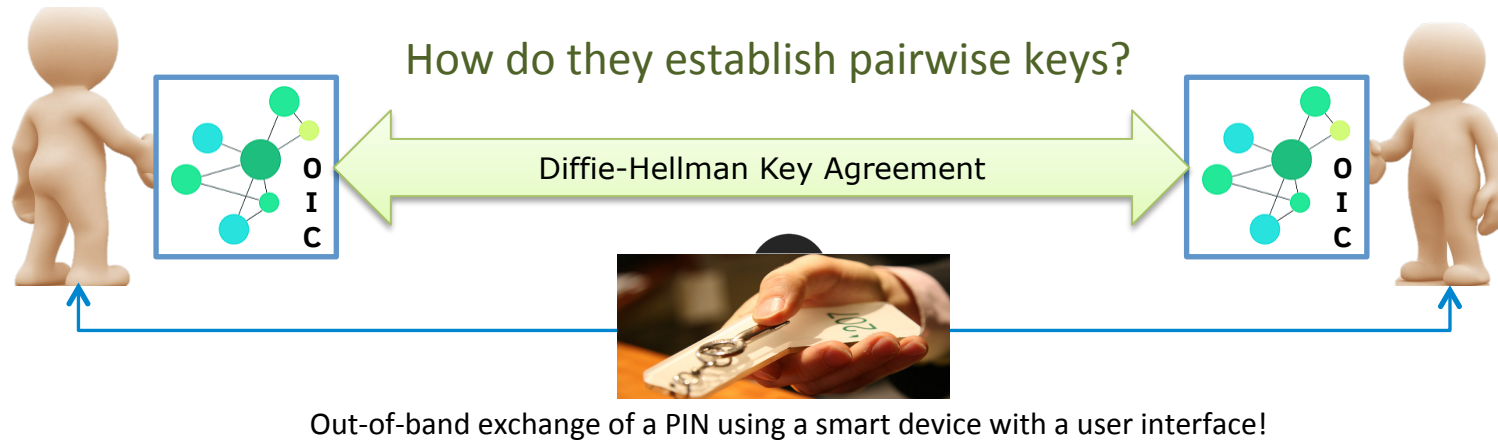
Localized Autonomy



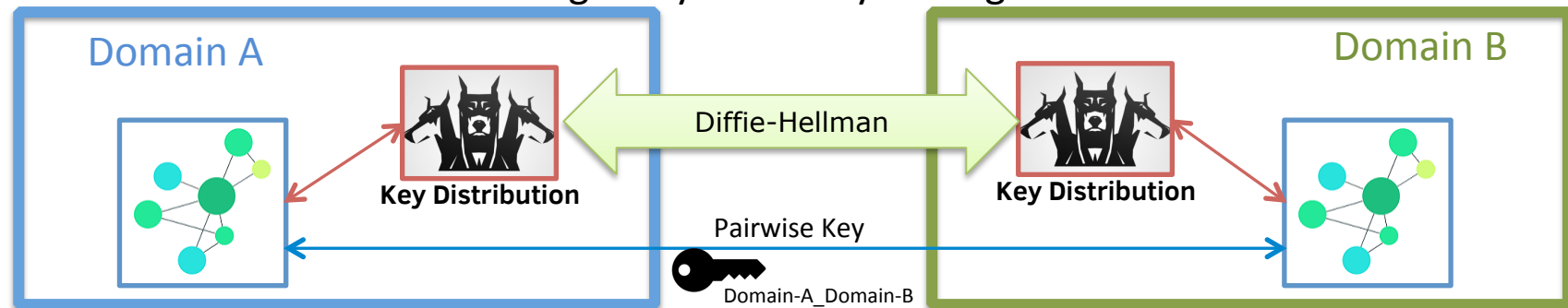


Ad-hoc Introduction

- Ad-hoc interactions suppose there **isn't** a trusted key distributor



Domain crossings may enlist key management services

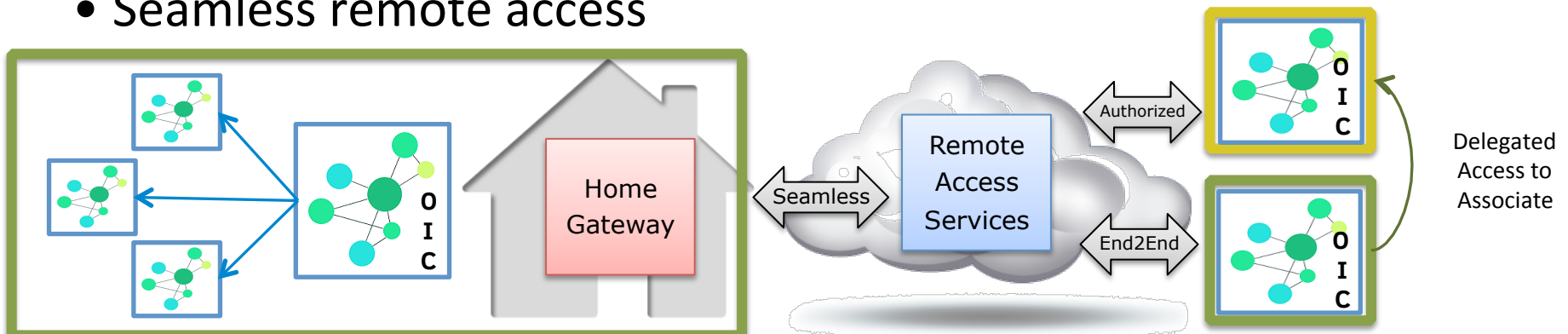


Ensuring Access with Access Control

- Anticipate intended interactions
- Add friction to unintended interactions

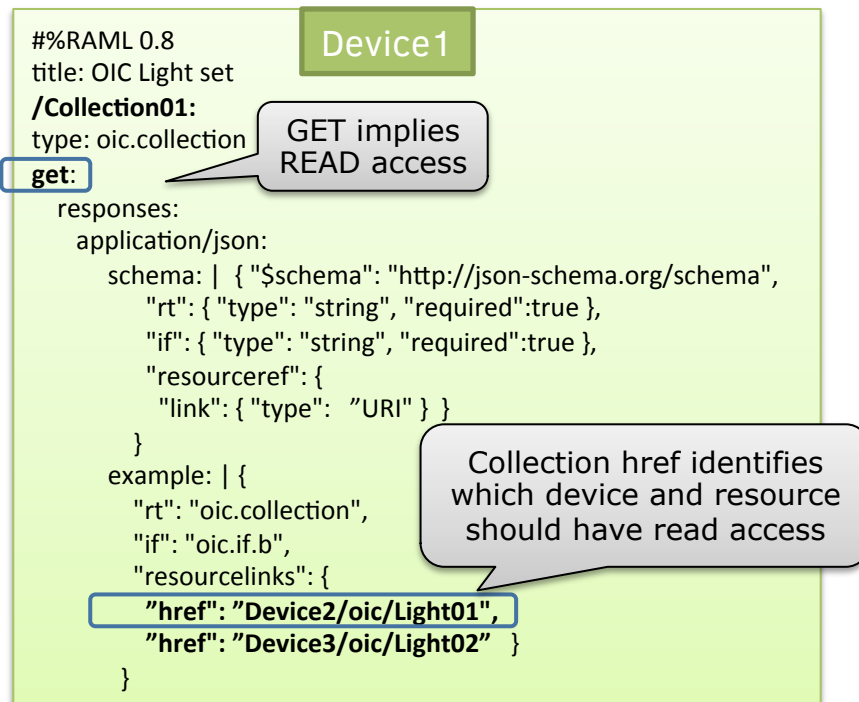


- Seamless remote access

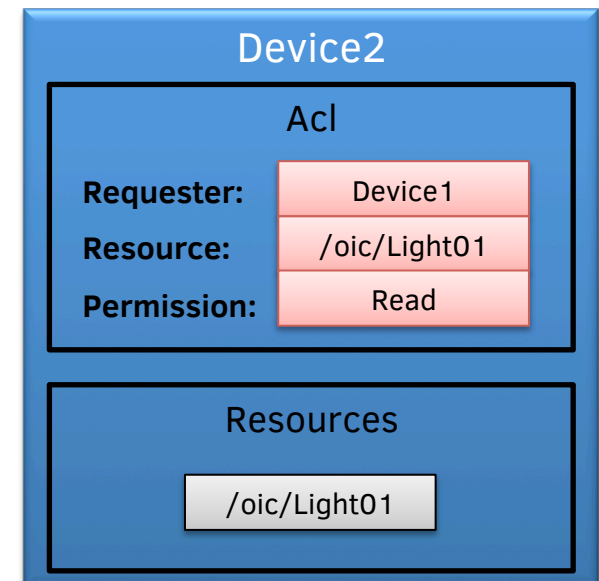


How To Distinguish Intended vs. Unintended?

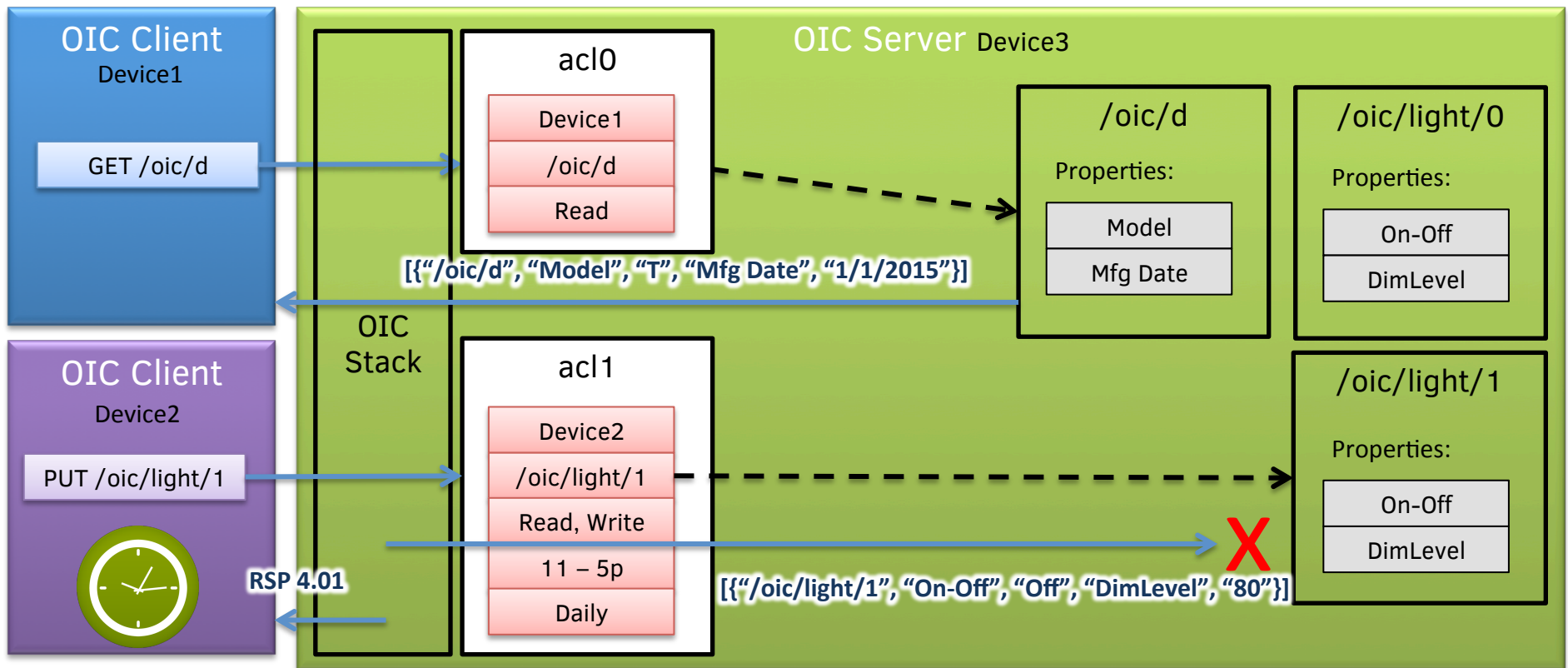
- Access control granularity has four scoping levels
 - Group, Device, Resource and Attribute
- OIC Client actions capture interaction patterns
 - Peer-peer, Observer, Subscribe-notify, etc...
 - Actions specify intended device interactions



Example



Resource Access Example



- Access is blocked if no ACL match is found
- Device1 request to get `/oic/d` is **accepted** due to ACL Read permission
- Device2 request to update `/oic/light/1` is **denied** due to time-of-day policy
- An intermediary (Device4) may also enforce ACLs

Property-level Access

Example Resource Definitions:

Without Property Level Access Control

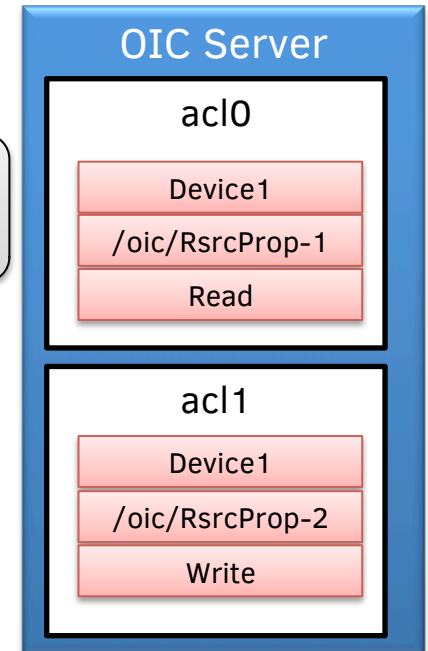
```
{ "$schema": "http://json-schemas.org/schema#",  
  "id": "http://openinterconnect.org oic.thing#",  
  "definitions": {  
    "oic.thing": {  
      "type": "object",  
      "properties": {  
        "Property-1": { "type": "type1" },  
        "Property-2": { "type": "type2" },  
        ...  
      }  
    }  
  }  
}
```

Properties are opaque to OIC framework

With Property Level Access Control

```
{ "$schema": "http://json-...  
  ...  
  "type": "collection",  
  "resources": {  
    "RsrcAtt-1",  
    "RsrcAtt-2"  
  }  
  ...  
  definitions: {  
    "oic.RsrcProp-1": {  
      "type": "object",  
      "properties": {  
        "Property-1": { "type": "type1" }  
      }  
    }  
    ...  
    "oic.RsrcProp-2": {  
      "type": "object",  
      "properties": {  
        "Property-2": { "type": "type2" }  
      }  
    }  
    ...  
  }  
}
```

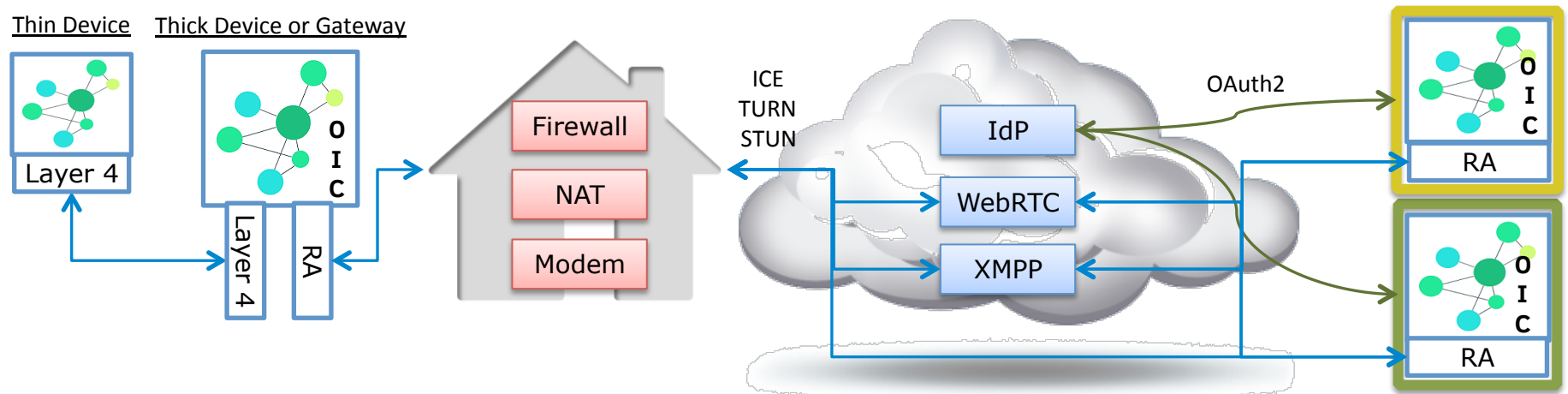
Resources with property-level granularity are NOT opaque to OIC stack



- Per property access can be achieved using a collection resource
 - A new resource is defined containing a single property
- Resource level access mechanism can satisfy property level access requirements

Remote Access

- OIC communications layer accommodates remote access



- Much of the remote access complexity is hidden within the OIC communication abstraction layer
- Home devices use same credentials when outside
- RA services provide a meeting place in the cloud
 - Using user credentials common to cloud services

Current Techniques for Device Ownership

Just Works	Mode Switch	Random PIN	Pre-provisioned PIN	Pre-provisioned Credential
				

- Several techniques are in practice today, all impact manufacturing
- Problem is there is a disparity in security and attack vulnerability
- OIC members are working to standardize methods for device owner transfer

*Source: <http://blog.atmel.com/2014/08/12/the-abcs-of-ecdsa-part-2/>

Device Owner Transfer Objectives

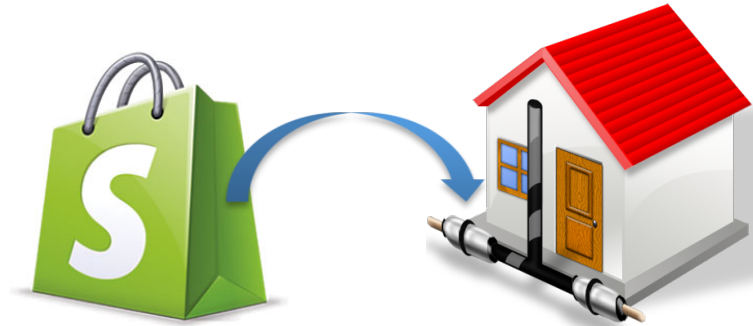
- Manufacturer supports secure over-the-air transfer of owner



- Identify the domain in which the new device is transferred

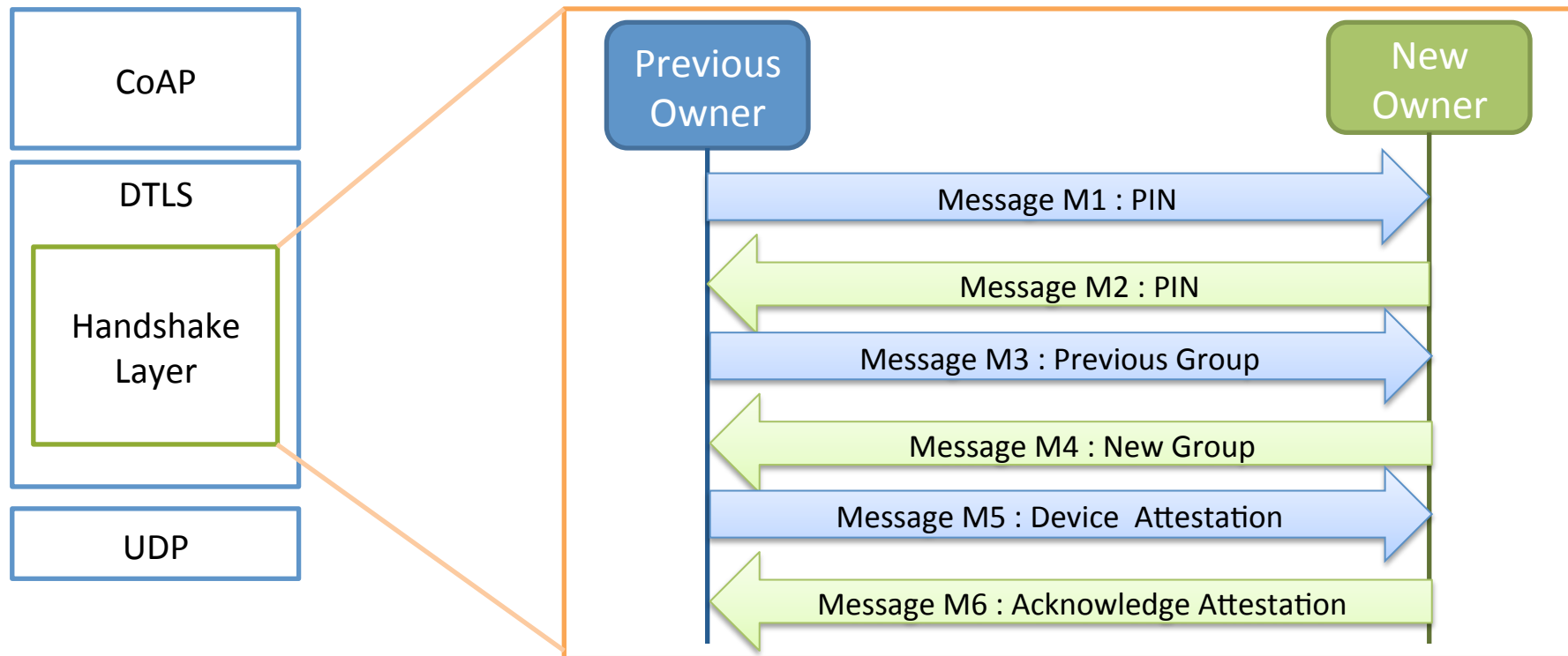


- Agreement that both parties intend to transfer ownership



- Trust in the endpoint device performing the transfer steps

Example Device Owner Transfer Protocol



- Manufacturer PIN exchanged out-of-band authorizes intent
- Device certificate identifies owner group / domain
- Attestation of device internals to ensure trusted operation
- Diffie-Hellman for secure ad-hoc exchange of protocol messages

Conclusion

- IoT use models demand strong but flexible security
 - Devices operate in autonomous and ad-hoc ways
- OIC key management supports end-to-end device protection
- Devices from different domains can establish ad-hoc pair-wise keys using Diffie-Hellman
- Resource layer ACLS allow intended interactions while preventing unintended interactions
- Secure device ownership helps prevent attacks when devices are added to the network

Call to Action

- OIC is working toward interoperable IoT security
- Your participation in OIC is the best way to ensure your IoT products interoperate securely

Questions?

Ned M. Smith
ned.smith@intel.com
openinterconnect.org